



Spring 2021 Headcount Spring 2022



Credit Hours



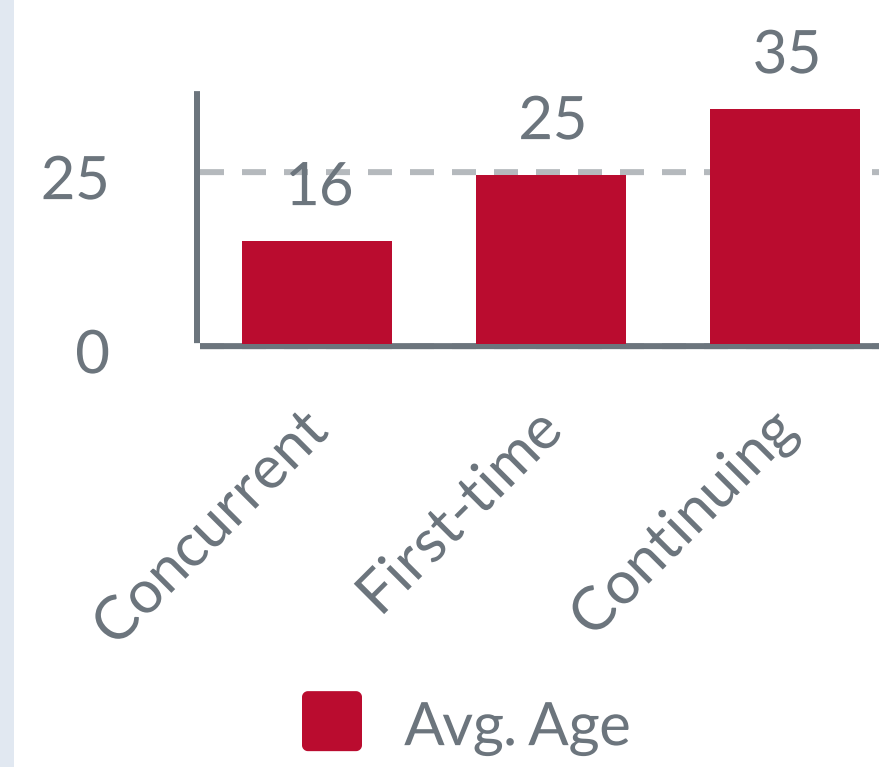
Headcount by Student Population



- Returning-Continuing (67.68%)
- Concurrent (21.45%)
- Readmit (4.67%)
- Transfer-in (3.14%)
- First-time/Beginning Freshmen (2.15%)
- Level Change w/in 3 Terms (0.9%)

HOME* STUDENTS

- Female **66%**
- Hispanic **49%**
- White **37%**
- Native American **5%**



Headcount by Demographic Characteristics

Female **66%**

Male: 34%

Avg. Age **26**

Years Old

Degree-seeking **70%**

Non-degree Seeking: 8%
Concurrent: 21%

Full-time **49%**

Full-time equivalent (FTE): 498
Avg. Load 5 SCH

Degree-seeking **43%**


Receive Financial Aid **79%**

PELL Eligible **64%**

Concurrent **44%**

Non-degree -seeking **13%**

Headcount by Race/Ethnicity

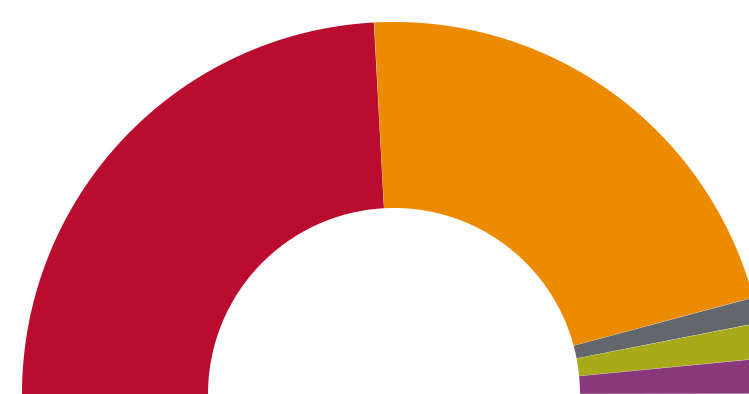


- Hispanic (50.81%)
- White (32.14%)
- American Indian (7.09%)
- Two or More Races (2.96%)
- Race/Ethnicity Unknown (2.69%)
- Black or Afro American (1.89%)
- Asian (1.35%)
- Non-Res Alien (0.9%)
- Native Hawaiian (0.18%)



By Student Campus

Headcount



- Taos (48.29%)
- Main (43.36%)
- Gallup (2.24%)
- Los Alamos (3.05%)
- Valencia (3.05%)

Credit Hours



- Taos (63.03%)
- Main (31.1%)
- Gallup (1.49%)
- Los Alamos (2.12%)
- Valencia (2.26%)

*HOME students - UNM-Taos is the student's primary institution. VISITING students - seeking a degree at other UNM campuses, but enrolled for one or more classes at UNM-Taos during the term.